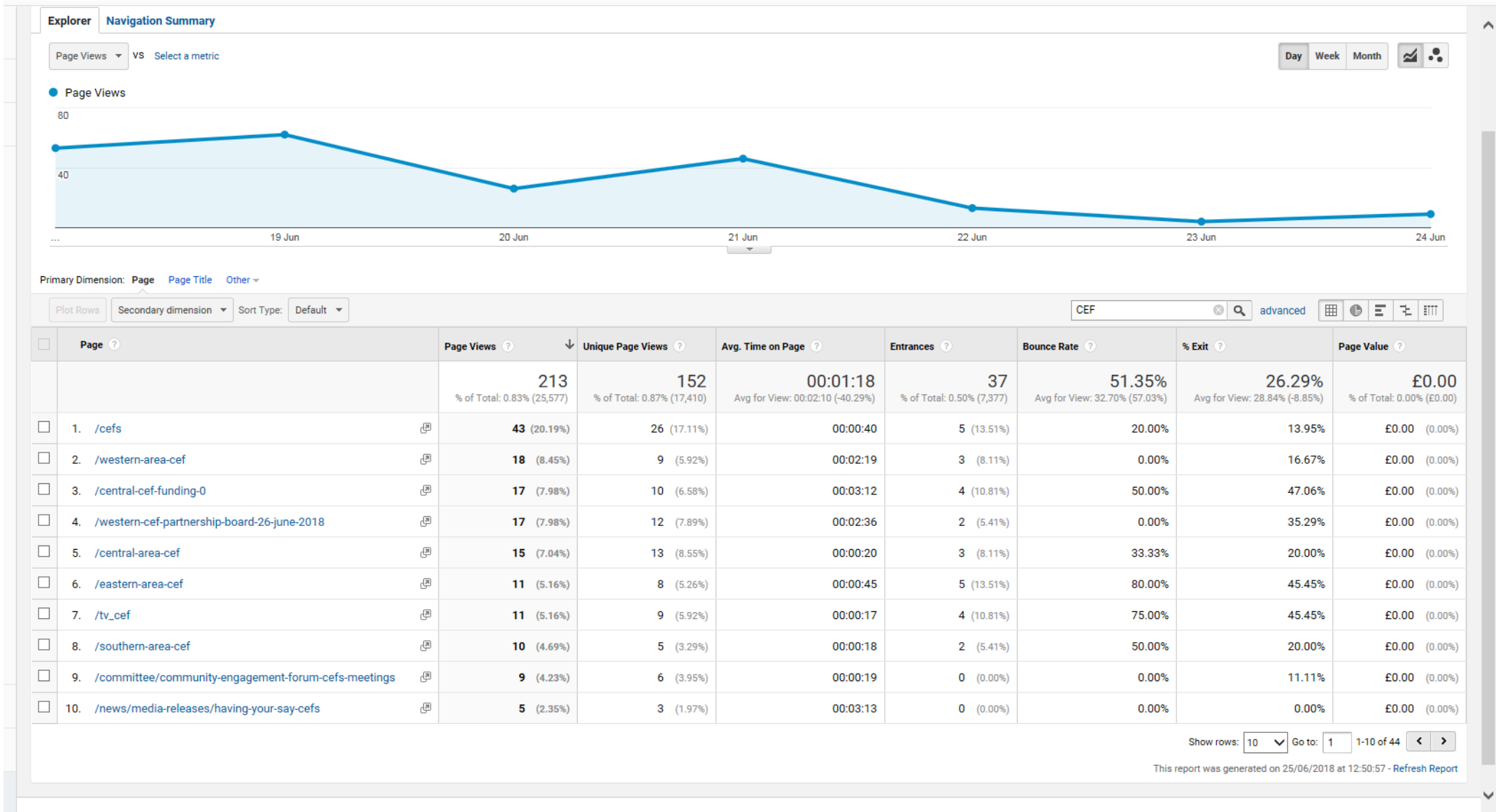
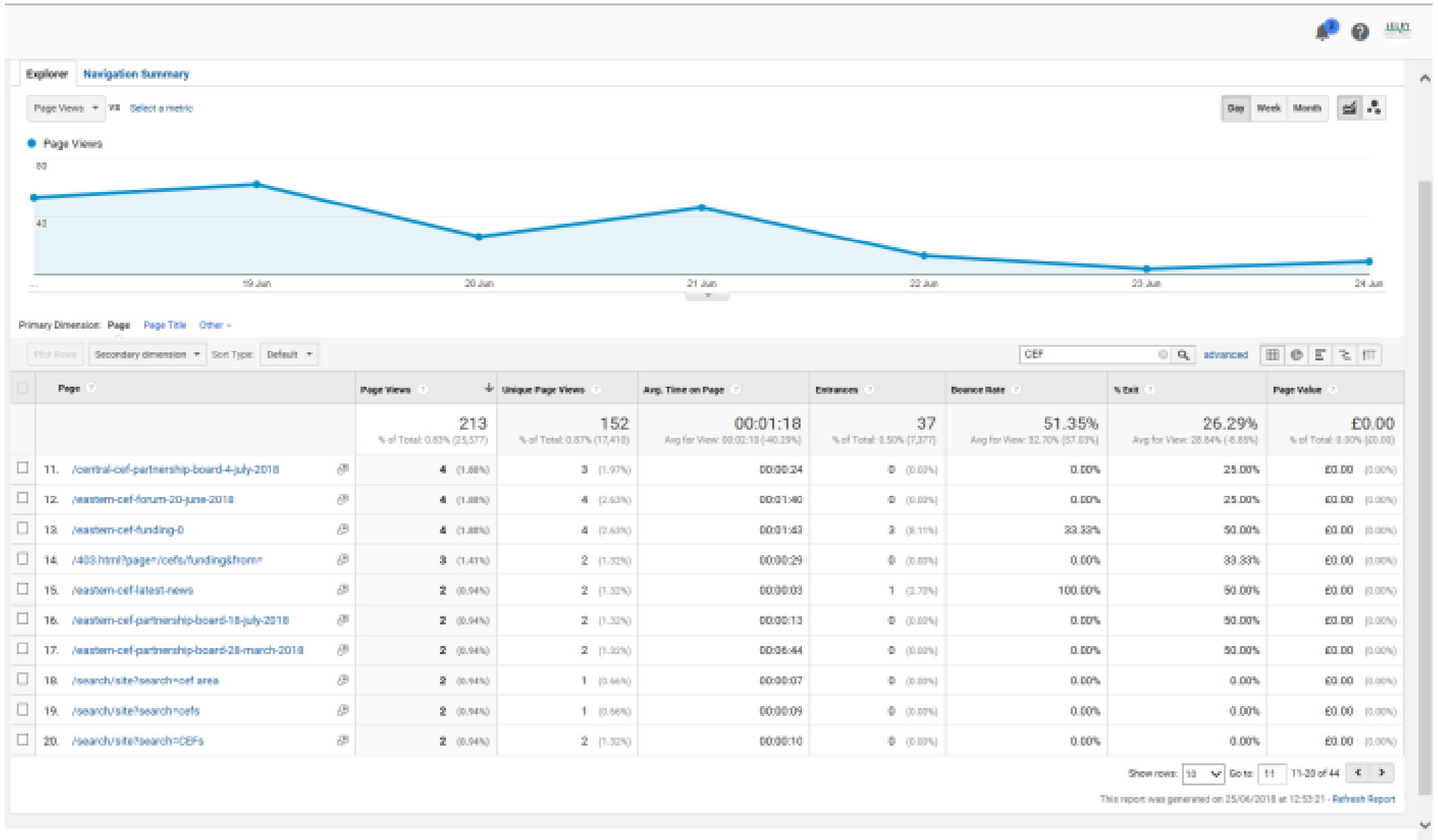


Google analytics measuring the views for each pay or media release that CEF is involved in from the 18th – 24th June.



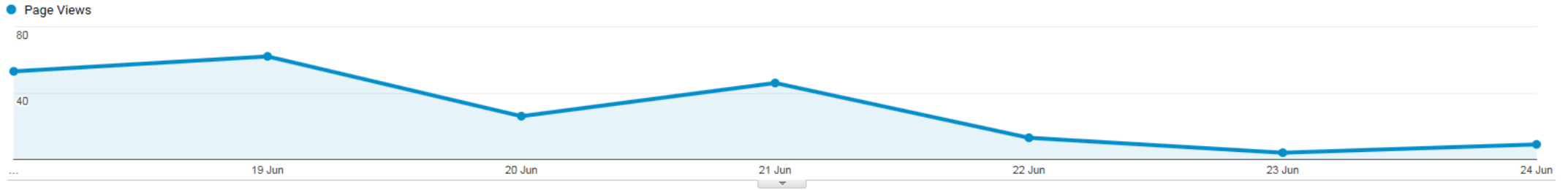
Google analytics measuring the views for each pay or media release that CEF is involved in from the 18th – 24th June.



Explorer Navigation Summary

Page Views VS Select a metric

Day Week Month



Primary Dimension: Page Page Title Other

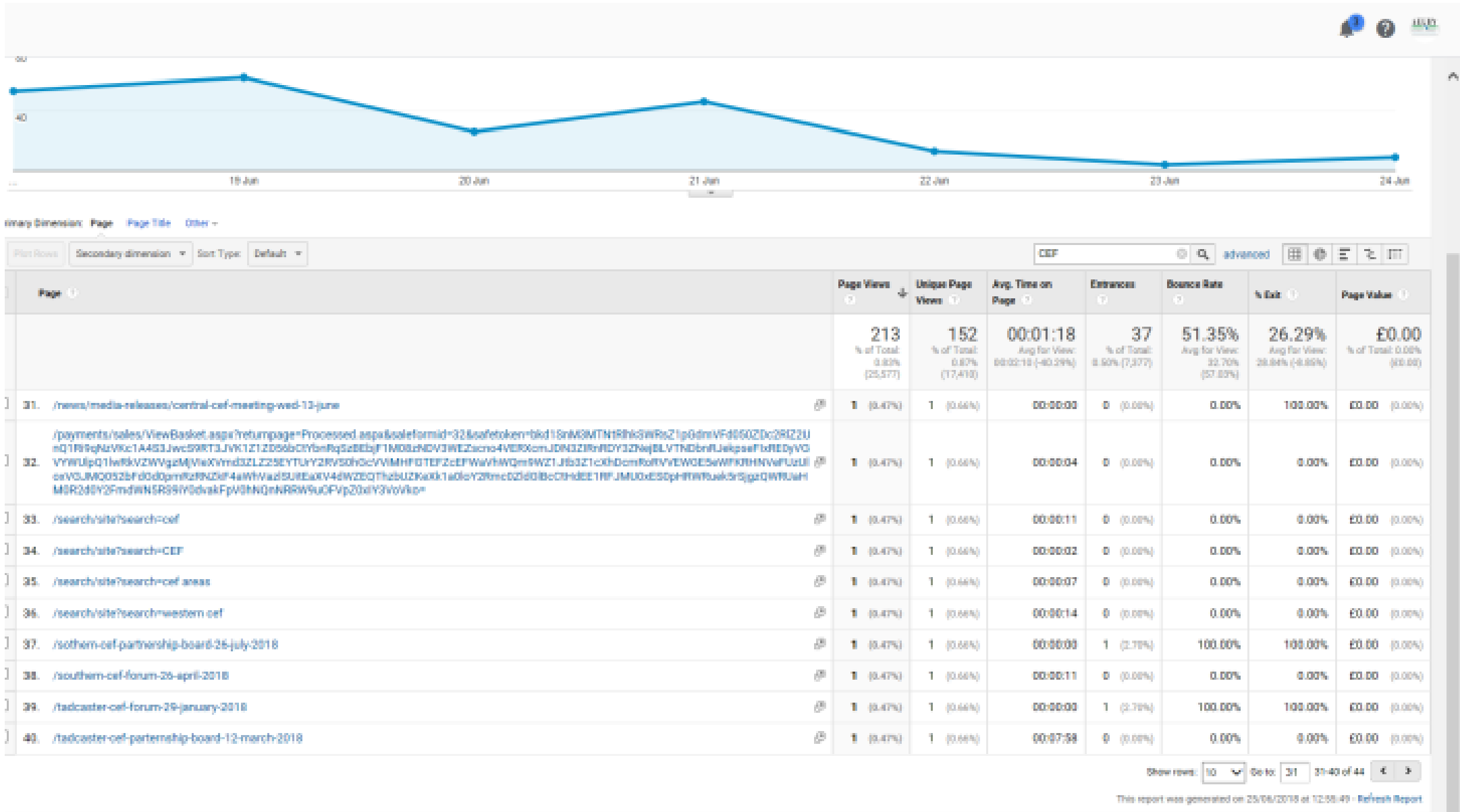
Plot Rows Secondary dimension Sort Type: Default

CEF advanced

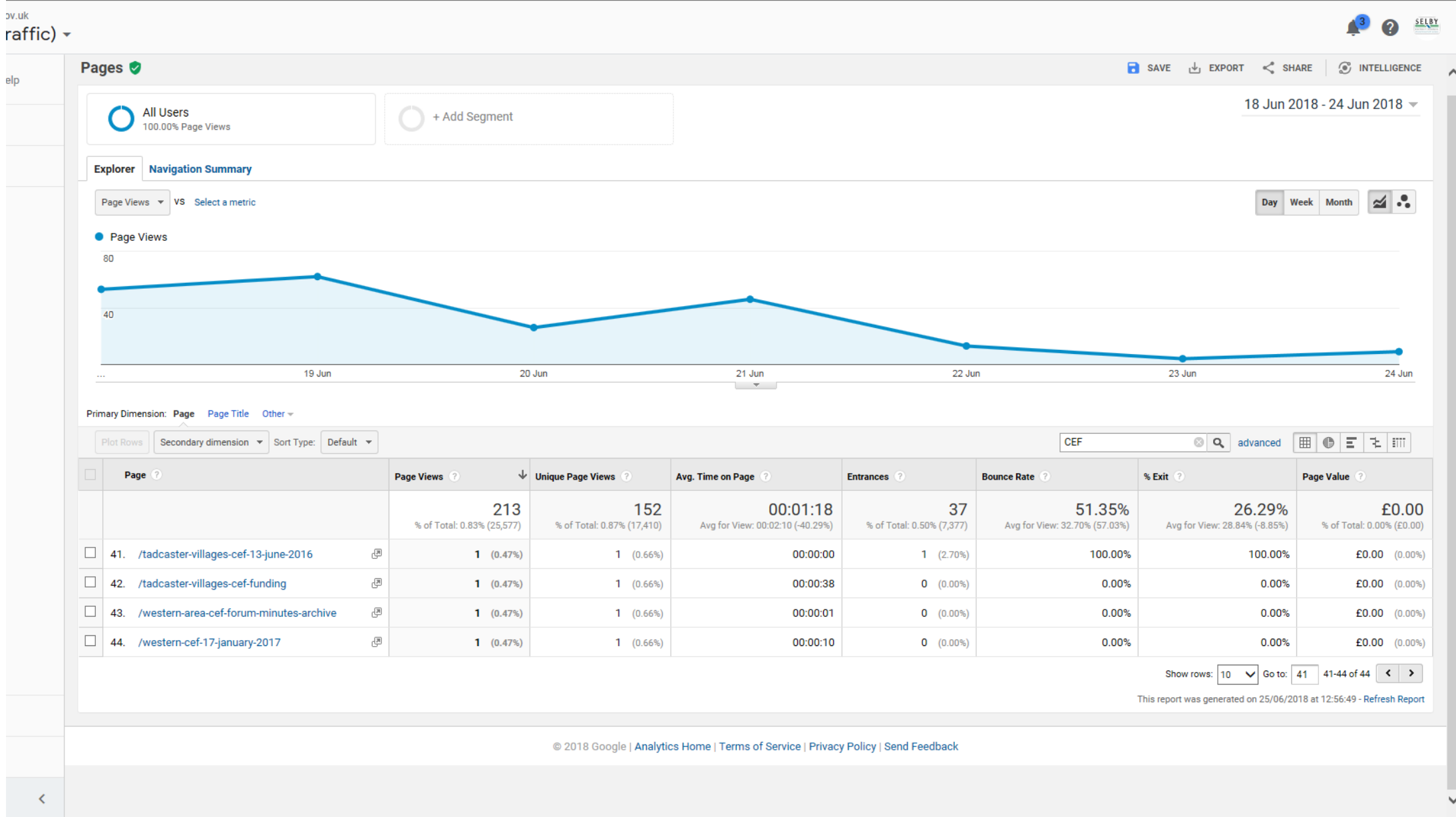
Page	Page Views	Unique Page Views	Avg. Time on Page	Entrances	Bounce Rate	% Exit	Page Value
	213 % of Total: 0.83% (25,577)	152 % of Total: 0.87% (17,410)	00:01:18 Avg for View: 00:02:10 (-40.29%)	37 % of Total: 0.50% (7,377)	51.35% Avg for View: 32.70% (57.03%)	26.29% Avg for View: 28.84% (-8.85%)	£0.00 % of Total: 0.00% (£0.00)
21. /southern-cef-forum-14-june-2018	2 (0.94%)	2 (1.32%)	00:09:50	0 (0.00%)	0.00%	50.00%	£0.00 (0.00%)
22. /southern-cef-funding-0	2 (0.94%)	1 (0.66%)	00:03:01	0 (0.00%)	0.00%	0.00%	£0.00 (0.00%)
23. /southern-cef-partnership-board-members	2 (0.94%)	1 (0.66%)	00:00:18	0 (0.00%)	0.00%	0.00%	£0.00 (0.00%)
24. /western-cef-forum-10-july-2018	2 (0.94%)	2 (1.32%)	00:00:09	0 (0.00%)	0.00%	0.00%	£0.00 (0.00%)
25. /western-cef-funding-0	2 (0.94%)	2 (1.32%)	00:05:52	1 (2.70%)	100.00%	50.00%	£0.00 (0.00%)
26. /western-cef-funding-sub-committee-and-partnership-board-20-march-2018	2 (0.94%)	2 (1.32%)	00:03:12	1 (2.70%)	100.00%	50.00%	£0.00 (0.00%)
27. /central-area-cef-forum-minutes-archive	1 (0.47%)	1 (0.66%)	00:00:00	0 (0.00%)	0.00%	100.00%	£0.00 (0.00%)
28. /central-area-cef-get-touch	1 (0.47%)	1 (0.66%)	00:00:05	0 (0.00%)	0.00%	0.00%	£0.00 (0.00%)
29. /central-cef-forum-13-june-2018	1 (0.47%)	1 (0.66%)	00:01:12	0 (0.00%)	0.00%	0.00%	£0.00 (0.00%)
30. /central-cef-partnership-board-members	1 (0.47%)	1 (0.66%)	00:00:00	0 (0.00%)	0.00%	100.00%	£0.00 (0.00%)

Show rows: 10 Go to: 21 21-30 of 44

Google analytics measuring the views for each pay or media release that CEF is involved in from the 18th – 24th June.



Google analytics measuring the views for each pay or media release that CEF is involved in from the 18th – 24th June.



Google analytics measuring the views for each pay or media release that CEF is involved in from the 18th – 24th June.